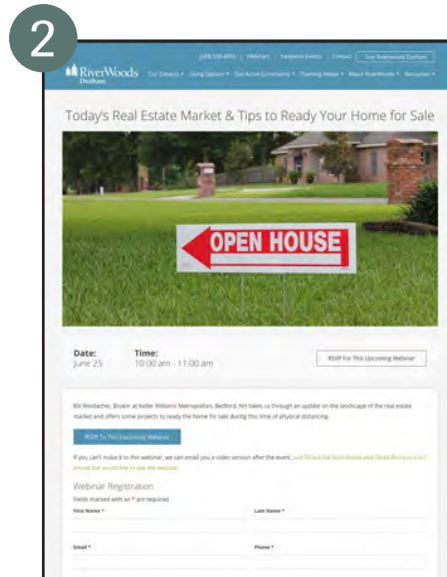


How to RSVP to a RiverWoods Durham Webinar



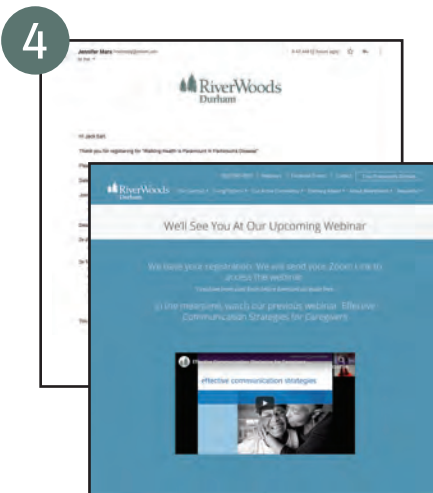
1 Choose an upcoming webinar on RiverWoodsDurham.org/Webinars.



2 On the webinar page, scroll down to the RSVP form.



3 Fill in your info and click "Register."

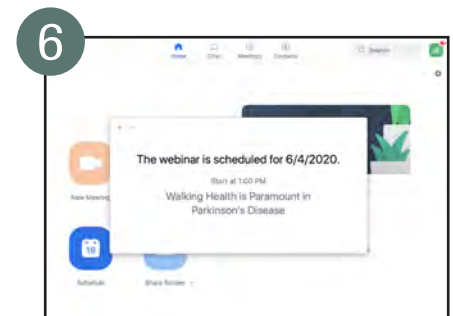


4 Upon registration, you'll be redirected to a new page, receive an email with your submitted info and you will be sent a separate email with the Zoom link.

When it is time for the webinar, click on the link in your email.
If you do not see an email with the webinar link, please check your spam folder.



5 Install Zoom. If you do not have Zoom downloaded, it will bring you to a download page.



6 If you already have Zoom installed, you will be prompted to join the webinar.

If you have any questions, please contact Jody Crotty, RiverWoods Durham Marketing Coordinator, at (603) 590-4002 or Jcrotty@RWDurham.org